

◆ SPECIFICATIONS

1. 系列: H-HSG
 2. 类别: H-HSG
 3. 行号-针号: 2*XX-2*10P~2*25P
 4. 材料: PT-PBT

X1011 H -2*XX PT

- ① Series No.
- ② Category: H-HSG
- ③ Row No.-Pin No.: 2*XX-2*10P~2*25P
- ④ Material: PT-PBT

Poles	Dimensions(mm)		
	A	B	C
2*05	4.00	6.20	8.00
2*08	7.00	9.20	11.00
2*10	9.00	11.20	13.00
2*15	14.00	16.20	18.00
2*20	19.00	21.20	23.00
2*25	24.00	26.20	28.00

X1011H-2*XX-PT	PBT UL 94V-0	X1011T	X1011W
PART NO	Material	Suitable XKB Terminal	Suitable XKB Terminal

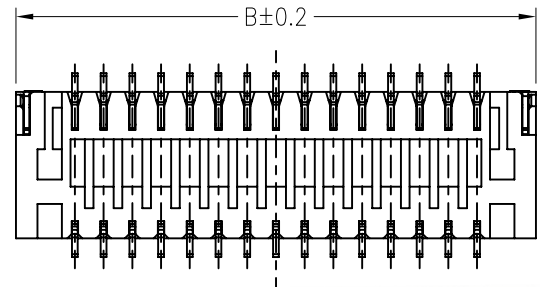
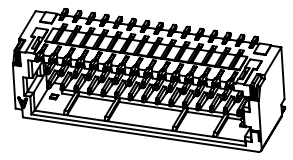
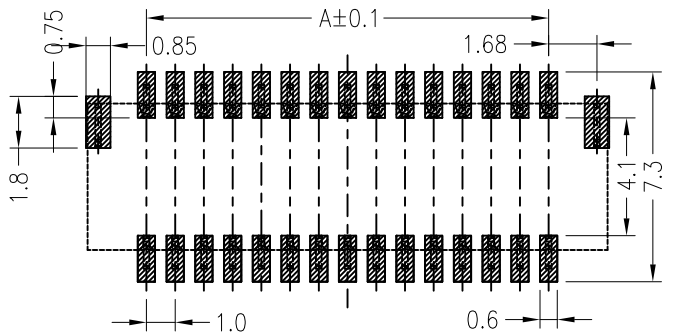
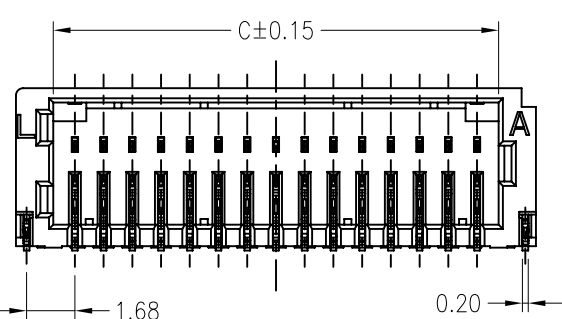
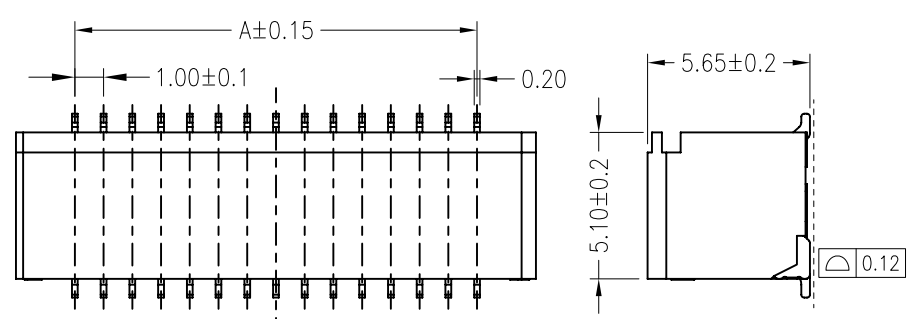
For and on behalf of
XKB INDUSTRIAL PRECISION CO., LIMITED
 香港星坤工業精密有限公司

△ X
 △ X
 △ X
 MARK

DESCRIPTION	DATE	REVISED	APPROVED	UNSPECIFIED TOLERANCES
REVISIONS				
Authorized Signature(s)				

DSND	DATE	SCALE: N/A	MODEL TYPE: X1011H-2*XX-PT
DWN	DATE	VIEW:	PART NO.:
CHKD	DATE	UNIT: mm	1.00 mm Crimp Style Connectors
APPD	DATE	SIZE: A4	DWG NO.:
			WEIGHT
			1.0g
			SHEET
			1/1
			REVISION
			A0

XKB INDUSTRIAL PRECISION CO., LIMITED



◆ SPECIFICATIONS

○ 1: A * K
 X: A * K
 V: A * K
 Q: A * K Min.
 Y: A * K
 O: A * K Ω Max.

X1011W R S-2*XX-9TXX

① ② ③ ④ ⑤ ⑥ ⑦

- ① Series No.
- ② Category: W-wafer
- ③ Welding Board Angle: R-Right Angle 90°
- ④ Welding Way: S-SMT
- ⑤ Row No.-Pin No.: 2*02P-2*25P
- ⑥ Material: 9T:PA9T 94-V0
- ⑦ Planting Category: SN-Bright tin plating V01-All Gold Flash

Poles	Dimensions(mm)		
	A	B	C
2*05	4.00	8.10	5.5
2*06	5.00	9.10	6.5
2*08	7.00	11.10	8.5
2*10	9.00	13.10	10.5
2*15	14.00	18.10	15.5
2*20	19.00	23.10	20.5
2*25	24.00	28.1	25.5

X1011WRS-2*XX-9TV01	PA9T UL 94V-0	Phosphor Bronze	Gold-Flash	X1011H
X1011WRS-2*XX-9TSN	PA9T UL 9V-V0	Phosphor Bronze	TIN-Plated	
PART NO	Material	Material(Pin And Solder Tabs)	Finish(PinAnd Solder Tabs)	Suitable XKB Terminal

For and on behalf of
XKB INDUSTRIAL PRECISION CO., LIMITED
 香港星坤工業精密有限公司

△ X					ANGULAR	± 5°
△ X					L ≤ 4	± 0.2
△ X					4 < L ≤ 16	± 0.3
MARK	DESCRIPTION	DATE	REVISED	APPROVED	16 < L ≤ 63	± 0.4
					L > 63	± 0.5
					UNSPECIFIED TOLERANCES	

DSND		DATE		SCALE: N/A	MODEL TYPE: X1011WRS-2*XX-9TV01		
DWN		DATE		VIEW:	PART NO.: 1.00mm Crimp Style Connectors		
CHKD		DATE		UNIT: mm	DWG NO.:		
APPD		DATE		SIZE: A4			
					WEIGHT	SHEET	REVISION
					1.0g	1/1	A0

XKB INDUSTRIAL PRECISION CO., LIMITED

1 2 3 4 5 6 7 8

A

B

C

D

E

F

A

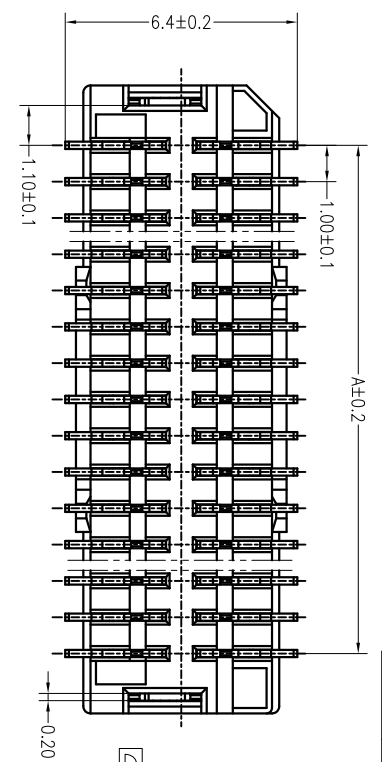
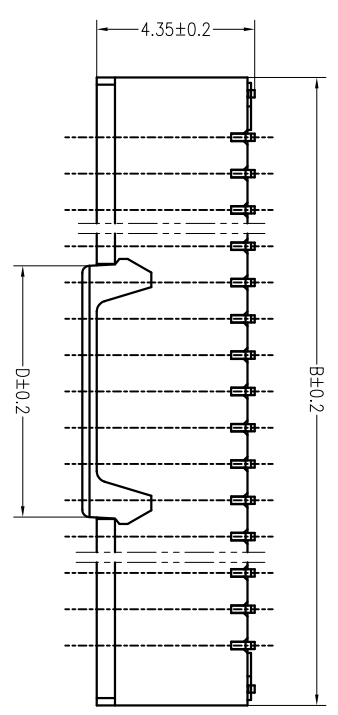
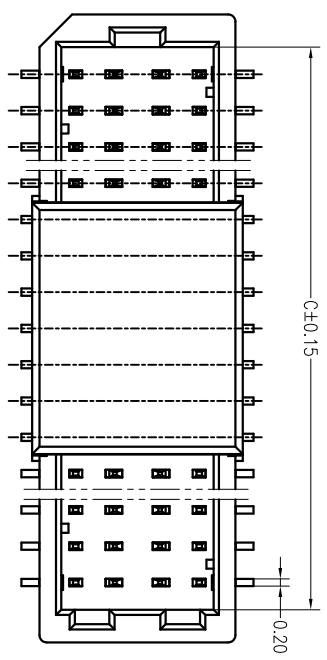
B

C

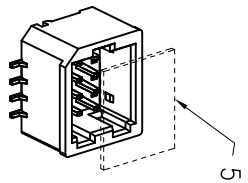
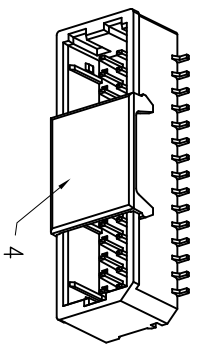
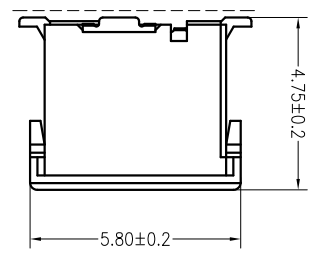
D

E

F



▽0.12



◆ SPECIFICATIONS

① Series No.
 ② Category: W-wafer
 ③ Welding Board Angle: V-180°
 ④ Welding Way: S-SMT
 ⑤ Row No.-Pin No.: 2*02P-2*25P
 ⑥ Material: 9T:PA9T 94-V0
 ⑦ Planting Category: SN-Bright tin plating
 V01-All Gold Flash

X1011W V S-2*XX-9TXX

① ② ③ ④ ⑤ ⑥ ⑦

- ① Series No.
- ② Category: W-wafer
- ③ Welding Board Angle: V-180°
- ④ Welding Way: S-SMT
- ⑤ Row No.-Pin No.: 2*02P-2*25P
- ⑥ Material: 9T:PA9T 94-V0
- ⑦ Planting Category: SN-Bright tin plating
V01-All Gold Flash

Poles	Dimensions(mm)			Poles	Dimensions(mm)		
	A	B	C		A	B	C
2*02	1.00	4.30	2.5	2*14	13.0	16.30	14.5
2*03	2.00	5.30	3.5	2*15	14.0	17.30	15.5
2*04	3.00	6.30	4.5	2*16	15.0	18.30	16.5
2*05	4.00	7.30	5.5	2*18	17.0	20.30	18.5
2*06	5.00	8.30	6.5	2*20	19.0	22.30	20.5
2*08	7.00	10.30	8.5	2*25	24.0	27.30	25.5
2*10	9.00	12.30	10.5				
2*11	10.00	13.30	11.5				
2*12	11.00	14.30	12.5				

X1011WVS-2*XX-9TV01	PA9T UL 9V-V0	Phosphor Bronze	Gold-Flash	X1011H
X1011WVS-2*XX-9TSN	PA9T UL 9V-V0	Phosphor Bronze	TIN-Plated	
PART NO	Material	Material(Pin And Solder Tabs)	Flntsh(PhAnd Solder Tabs)	Suitable XKB Terminal

DSND	DATE	SCALE: N/A	MODEL TYPE: X1011WVS-XX-9TV01
DWN	DATE	VIEW:	PART NO.:
CHKD	DATE	UNIT: mm	1.00mm Crimp Style Connectors
APPD	DATE	SIZE: A4	DWG NO.:
UNSPECIFIED TOLERANCES			WEIGHT
KXB INDUSTRIAL PRECISION CO., LIMITED			SHEET
			REVISION
			1.0g
			1/1
			A0

△ X					ANGULAR	± 5°
△ X					L ≤ 4	± 0.2
△ X					4 < L ≤ 16	± 0.3
△ X					16 < L ≤ 63	± 0.4
MARK	DESCRIPTION	DATE	REVISED	APPROVED	L > 63	± 0.5
REVISIONS						

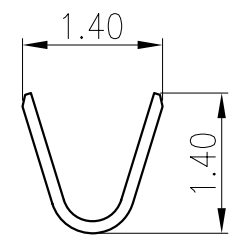
1 2 3 4 5 6 7 8

◆ SPECIFICATIONS
 0.1~0.2mm Max. & Min.
 X1.0~1.5mm Max. & Min.
 V.1.0~1.5mm Max. & Min.
 Q.1.0~1.5mm Max. & Min.
 Y.1.0~1.5mm Max. & Min.
 0.1~0.2mm Max.

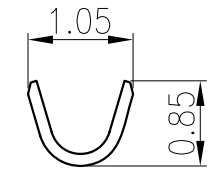
Material: Phosphor Bronze
 Finish: Plated Tin over Nickel
 Applicable wires: AWG #28-#32
 Insulation O.D 0.4 to 0.8mm

X1011 T-P XX X-X
 ① ② ③ ④ ⑤ ⑥

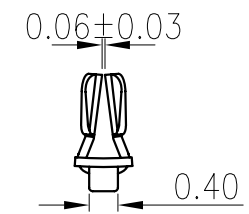
- ① Series Number
- ② Category: T-terminal
- ③ Material: P-Phosphor bronze
- ④ Plating style:
- ⑤ V01-All Gold Flash ; SN-Bright tin plating
- ⑥ Plating method: Blank-Stamping before plating
- ⑥ Mold No./Mark/Special No.



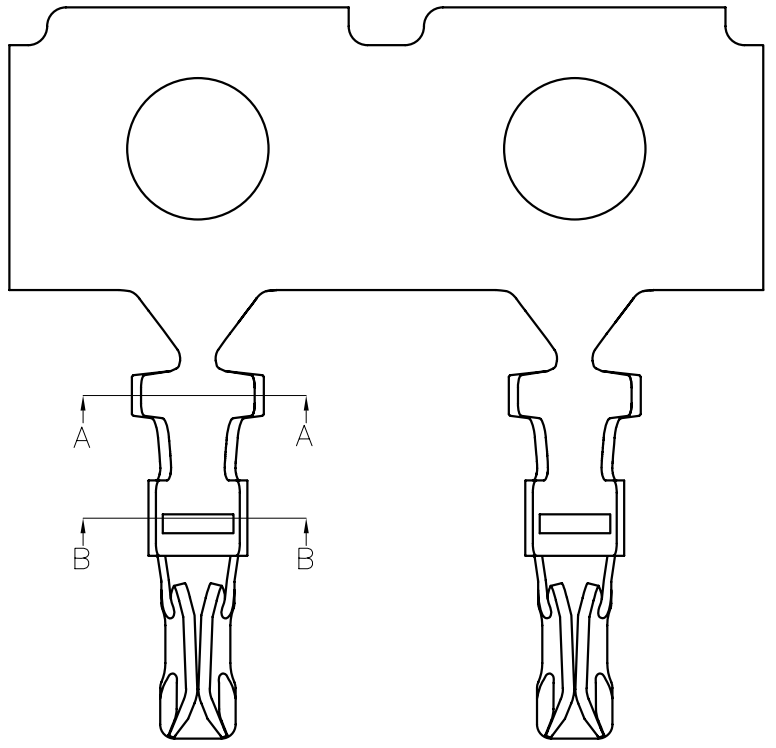
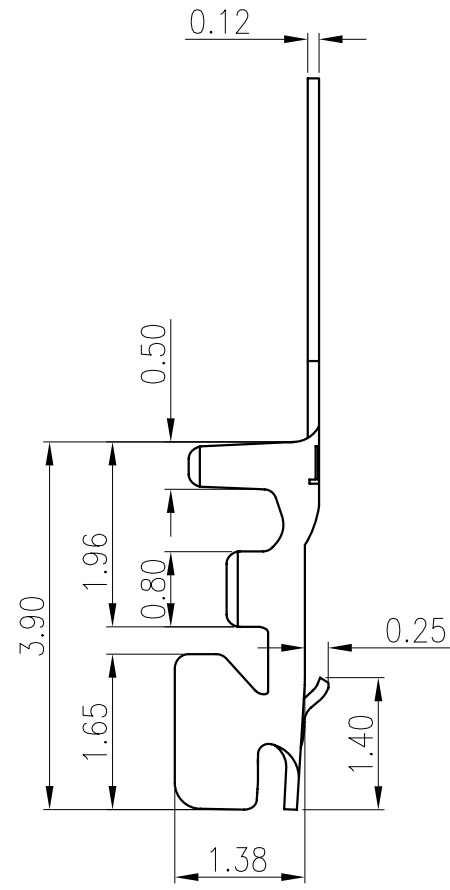
Section A-A



Section B-B



Section C-C



X1011T-PV01	Phosphor Bronze	AWG#28-32	0.80mm(Max)	Stamping Before Plating:30u" Ni;Whole Gold ;Gold Flash	X1011H
X1011T-PSN	Phosphor Bronze	AWG#28-32	0.80mm(Max)	Stamping Before Plating:30u" Ni;70u"Sn	
PART NO	Material	Wire Range	Insulation O.D.	Finish	Suitable XKB Terminal

For and on behalf of
XKB INDUSTRIAL PRECISION CO., LIMITED
香港星坤工業精密有限公司

△ X					ANGULAR	±5°
△ X					L ≤ 4	±0.2
△ X					4 < L ≤ 16	±0.3
△ X					16 < L ≤ 63	±0.4
MARK	DESCRIPTION	DATE	REVISED	APPROVED	L > 63	±0.5
REVISIONS					UNSPECIFIED TOLERANCES	

DSND	DATE	SCALE: N/A	MODEL TYPE: X1011T-PSN
DWN	DATE	VIEW:	PART NO.:
CHKD	DATE	UNIT: mm	1.00mm Crimp Style Connectors
APPD	DATE	SIZE: A4	DWG NO.:
XKB INDUSTRIAL PRECISION CO., LIMITED			WEIGHT 1.0g
			SHEET 1/1
			REVISION A0