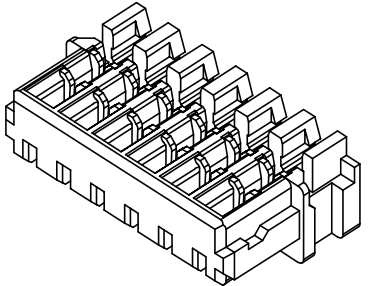
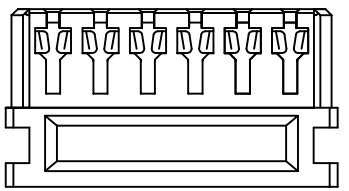
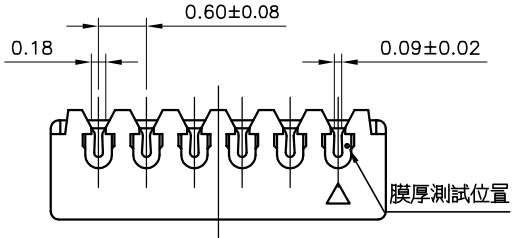
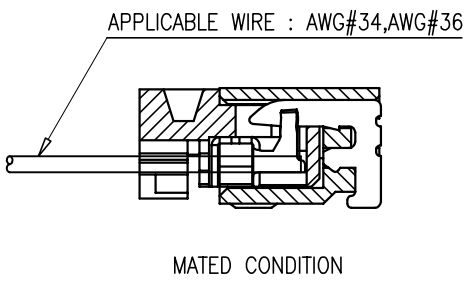
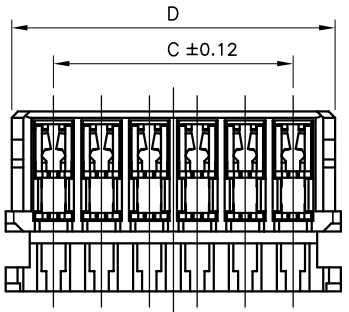
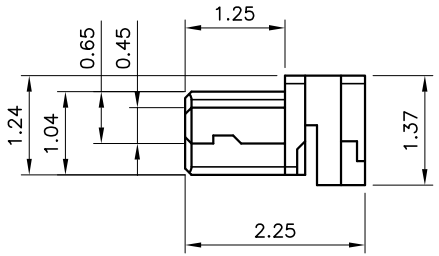
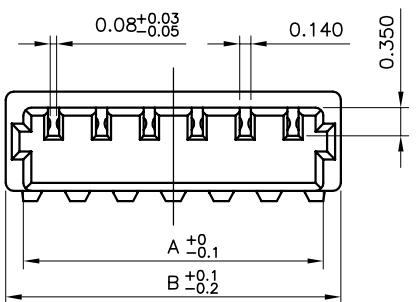


1 2 3 4 5 6 7 8



■ Specifications :

- Voltage rating: 30V AC / DC
- Current rating: 0.2A AC/DC(AWG#36)  
0.3A AC/DC(AWG#34)
- Withstanding voltage: 200V AC/minute
- Temperature range: -25°C~+85°C
- Insulation resistance: ≥100MΩ
- Contact resistance: ≤30mΩ
- After environmental testing: ≤40mΩ
- Insulation O.D: 0.29 ± 0.02mm(AWG#36)  
0.32 ± 0.02mm(AWG#34)

X0600 H I-XX X- LP HF

- ① Series No.
- ② Category: H-HSG
- ③ Welding Board Angle: I-HSG+hardware
- ④ Row No.-Pin No.: XX-Single row
- ⑤ Plating style: G-Gold plated
- ⑥ Material: LP-LCP 94V-0
- ⑦ HF-Halogen free

Poles	Dimensions(mm)			
	A	B	C	D
02	1.36	1.80	0.60	1.65
04	2.56	3.00	1.80	2.85
05	3.16	3.60	2.40	3.45
06	3.76	4.20	3.00	4.05
08	4.96	5.40	4.20	5.25
10	6.16	6.60	5.40	6.45
12	7.36	7.80	6.60	7.65
16	9.76	10.20	9.00	10.05

X0600HI-XXG-LPHF	LCP UL94V-0 Halogen Free(Black)	AWG#36/AWG#34	0.32Max	Phosphor Bronze	Gold-Flash	X0600W
PART NO	Material	Wire Range	Insulation O.D.	Material(Terminal)	Flnsh(Terminal)	Suitable XKB Terminal

For and on behalf of  
**XKB INDUSTRIAL PRECISION CO., LIMITED**  
 香港星坤工業精密有限公司

△ X					ANGULAR	± 5°	DSND		DATE	SCALE: N/A	MODEL TYPE:	
△ X					L ≤ 4	± 0.2	DWN		DATE	VIEW:	PART NO.:	
△ X					4 < L ≤ 16	± 0.3	CHKD		DATE	UNIT: mm	0.60mm IDC Style Connectors	
MARK	DESCRIPTION	DATE	REVISED	APPROVED	16 < L ≤ 63	± 0.4	APPD		DATE	SIZE: A4	DWG NO.:	
					L > 63	± 0.5						
					UNSPECIFIED TOLERANCES		<b>XKB INDUSTRIAL PRECISION CO., LIMITED</b>			WEIGHT	SHEET	REVISION
										1.0g	1/1	A0

1 2 3 4 5 6 7 8

### Specifications :

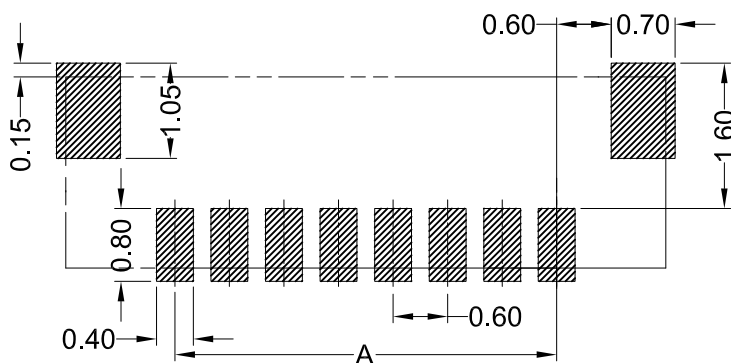
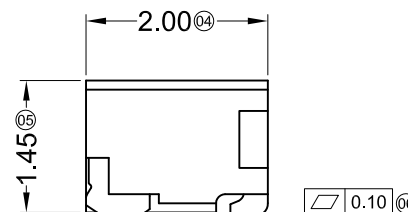
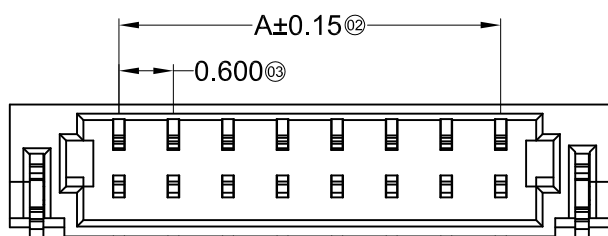
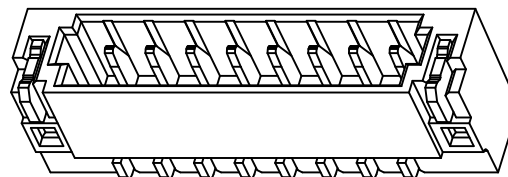
- Voltage rating: 30V AC / DC
- Current rating: 0.2A AC / DC
- Withstanding voltage: 200V AC/minute
- Temperature range: -25°C~+85°C
- Insulation resistance: ≥100MΩ
- Contact resistance: ≤30mΩ

X0600 W R S - XX - LP V01 HF

① ② ③ ④ ⑤ ⑥ ⑦ ⑧

- ① Series No.
- ② Category: W-wafer
- ③ Welding Board Angle: R-90°
- ④ Welding Way: S-SMT
- ⑤ Row No.-Pin No. :XX-Single row
- ⑥ Material: LP-LCP 94V-0
- ⑦ Planting Category: V01-All Gold Flash
- ⑧ Plug the Pin & Special N0.: HF-Halogen Free

Poles	Dimensions(mm)		Poles	Dimensions(mm)	
	A	B		A	B
02	0.60	3.00	12	6.60	9.00
03	1.20	3.60	13	7.20	9.60
04	1.80	4.20	14	7.80	10.20
05	2.40	4.80	15	8.40	10.80
06	3.00	5.40	16	9.00	11.40
07	3.60	6.00	17	9.60	12.00
08	4.20	6.60	18	10.20	12.60
09	4.80	7.20	19	10.80	13.20
10	5.40	7.80	20	11.40	13.80
11	6.00	8.40	22	12.60	15.00



Recommended P.C.B Layout  
General Tolerance ±0.05

X0600WRS-XX-LPV01HF	LCP UL 94V-0 (Halogen Free)	Phosphor Bronze	Gold-Flash	Brass	Gold-Flash	X0600H
PART NO	Material	Material(Pin)	Finish(Pin)	Material (Solder Tabs)	Finish (Solder Tabs)	Suitable XKB Terminal

For and on behalf of  
**XKB INDUSTRIAL PRECISION CO., LIMITED**  
香港星坤工業精密有限公司

△ X					ANGULAR	±5°
△ X					L ≤ 4	±0.2
△ X					4 < L ≤ 16	±0.3
MARK	DESCRIPTION	DATE	REVISED	APPROVED	16 < L ≤ 63	±0.4
					L > 63	±0.5
					UNSPECIFIED TOLERANCES	

DSND		DATE		SCALE: N/A	MODEL TYPE:	
DWN		DATE		VIEW:	PART NO.: X0600WRS-XX-LPV01HF	
CHKD		DATE		UNIT: mm	DWG NO.:	
APPD		DATE		SIZE: A4		
				WEIGHT	SHEET	REVISION
				1.0g	1/1	A0

**XKB INDUSTRIAL PRECISION CO., LIMITED**